

# The Trim Tab

50 Years

June 2022 Volume 51 Issue 7



## IPMS Atlanta / Scale Modelers

<https://www.ipms-atlanta.org/>

### CLUB OFFICERS & CONTACTS

Pres: Bill Aicklen  
 VP: Robert Starnes  
 Treas: Art Murray  
 Sec/ Bill Easton  
 Editor/ (317) 441-0431  
 Web: weaston4@gmail.com  
 Club  
 Contact and Show Dave Lockhart  
 (678) 620-8417  
 Vendors dlock3155@gmail.com  
 Show  
 Co-Chairs: Kim Elmore and Buz Pezold

### Monthly Meeting

Third Wednesday of each month

7 pm, Wednesday, June 15, 2022

Location: Lawrenceville Masonic Lodge #131

465 S. Perry Street

Lawrenceville, GA 30046

(next to the Gwinnett History Museum)



<http://www.ipmsusa.org/>

In-person Build Session

HobbyTown USA

4125 GA-20, BUFORD, GA

<http://www.hobbytownduluth.com/>

First Saturday of each month 1-3 pm

### Trim Tab Editor Leaving By August!

*For the past few years, it has been my privilege to serve as club Secretary and Trim Tab Editor. Support from club officers and members have made the task enjoyable and rewarding. However, it appears that by August I should be relocating to the Richmond Hill area of Savannah and the position will be available for someone else. To volunteer, please contact Bill Aicklen or any club officer.*

### In This Month's Newsletter:

Calendar/Monthly Meeting Notes .....	2	Modeler's "Silver Bullets" .....	13
Gwinnett Veterans Memorial Museum .....	3	Jim's Printed Matters .....	14
CHOA Efforts .....	3	Schiffer Legends New Releases .....	17
Kit Boxes for Ad Efforts .....	4	Model Information Sheets .....	18
Meeting Photos .....	5	Membership/Renewal Form .....	19
On the Table - Show & Tell .....	6		
Sprue Snippings .....	12		

## CALENDAR

### IPMS ATLANTA

**Jun 15:** Monthly Meeting 7-9 pm  
(Masonic Lodge, Lawrenceville)

**Jun 18:** Saturday Build Session 1-3 pm  
(Online)

**Jun 25:** Saturday Build Session 1-3 pm  
(Online)

**Jul 2:** Saturday Build Session 1-3  
(Hobby Town, Buford)

**Jul 9:** Saturday Build Session 1-3 pm  
(Online)

**Jul 16:** Saturday Build Session 1-3 pm  
(Online)

**Jul 20:** Monthly Meeting 7-9 pm  
(Masonic Lodge, Lawrenceville)

**Jul 23:** Saturday Build Session 1-3 pm  
(Online)

**Jul 30:** Saturday Build Session 1-3 pm  
(Online)

**Aug 6:** Saturday Build Session 1-3  
(Hobby Town, Buford)

**Aug 13:** Saturday Build Session 1-3 pm  
(Online)

**Aug 17:** Monthly Meeting 7-9 pm  
(Masonic Lodge, Lawrenceville)

**Aug 20:** Saturday Build Session 1-3 pm  
(Online)

**Aug 27:** Saturday Build Session 1-3 pm  
(Online)

### Monthly Meeting Notes

05/18/2022 Meeting was held at the Lawrenceville Masonic Hall. IPMS Atlanta Chapter Vice-President, **Robert Starnes** opened and conducted the meeting.

1. **Business:**

- **Treasurer:** Art Murray -Working on budget for E-Board meeting
- **Website/Newsletter:** Bill Easton - Nothing new to report.
- **CHOA Status:** Jim Elmore - May have a build session with kids in very near future
- **Show:** Jim Elmore - Kim Elmore and Buz Pezold will be Show Co-Chairs for 2023; Dave Lockhart will handle Vendor contact and support.
- **Need to Schedule a Quarterly EBoard Meeting:** Bill Aicklen will set this up with club officers.
- No further business

2. **ScottCon:** Robert Starnes - The contest/show will not be held at the museum; There may be a B-17 Restoration Tour at the museum.

3. **March 2023 Contest Drawing:** Thanks to the participants in the kit drawing to determine what members will be building for the March 2023 club contest.

4. **Show & Tell for models on the table:**

*Thanks to **Kim and Jim Elmore** for bringing the photo "tent" for model pictures.*

*Thanks to **Lane Royal** for handling the monthly raffle.*

## Models for the Gwinnett Veterans Memorial Museum

<http://gwinnettveteteransmemorialmuseum.org/>

### COMPLETED:

MiG-21, Bill Wofford  
 F-4, Brian Speer  
 MiG-17, Bill Johnston  
 B-58, (1/48), Bill Easton  
 Berlin Airlift C-47 (1/144), Bill Easton  
 F-105, Gale Brown, Bill Easton  
 F-117, Gale Brown  
 F/A 18, Jim Elmore  
 F-5, Jim Elmore  
 F-16A Jim Elmore  
 A-10, Ed Hulsey  
 B-52, (1/48), Ed Sveum  
 B-1B, (1/48), Ed Sveum  
 B-17F, (1/48), Ed Sveum  
 USS Skipjack (1/72), Dave Lockhart  
 F-104, Jim Elmore

### IN PROCESS:

Berlin Airlift C-54 (1/144), Bill Easton  
 A-4 Skyhawk, Frank Resciniti  
 F-86, Jim Elmore

### UNASSIGNED:

F-100  
 A-6  
 F-106  
 OV-10  
 OV-1A

#### Note:

*Jim Elmore has been in contact with museum personnel. He and Bill Aicklen will plan to visit the museum to coordinate models the club can be completing for them in the future.*

*All models/kits are 1/32 Scale unless otherwise noted.*

# CHOA

*Childrens' Healthcare of Atlanta  
 at Egleston Hospital*



**Status ...**

*Jim Elmore asks members, "As always, please pass on any leads on affordable, snaptite kits."*

**Please Note!**


## Kit Boxes for Ad Efforts

### Reminder

**Jim Elmore** does a masterful job at utilizing kit box art to help in generating eye-catching ad boards, as exemplified by his creation shown below. The ads are designed to generate interest in Atlanta area IPMS chapter membership.

**He has requested that we provide him with a new supply of kit box tops which he can utilize in upcoming ad efforts.** So, please don't pitch any empty kit box in the trash. Jim will put anything we can give him to creative use in generating interest in our hobby.

Thanks!



# May Monthly Meeting



**"ON THE TABLE" - SHOW & TELL ...**

**Jim Elmore**



**Dragon with Halfling Riders**

Kit: Reaper Miniatures Dragon/Gamesworkshop/Atlantic Wargames Halflings

Scale: 28mm (1/56)

Paints: Reaper + Scale 75

Special Techniques: Added customized halflings

Background: Depicts legendary moment from Battle of Hundable



**Jim also brought along a work-in-process ...**

**Lockheed Electra Model 10 (?)**

Kit: Monogram B-25

Scale: 1/48

Add on's: Heavily modified to "resemble" Model 10 crashed

Paints: N/A

Special Techniques: Lots of cutting and fitting/sprue goo

Background: This is work to create a casting master for a gaming piece for Miniature Building Authority.



**More SHOW & TELL ...****Frank Resciniti****SBD-3**

Kit: Hasegawa

Scale: 1/48

Add on's: Non-painted photo-etch  
Interior and Dive Breaks; Microscale  
Decals

Paint: Gunze-Sanyo Acrylic

Special Techniques:  
Pencil and Pastel Weathering

Historical/Background:  
Battle of Midway S-9 from Scout 5,  
USS Yorktown



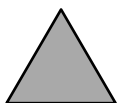
More SHOW & TELL ...

Two from Ed Sveum



**Yak 28 R**

Kit: A-Model



Scale: 1/72

Add on's: Major corrections & Interior

Paint: Acrylic, Hand Brushed

Historical/Background: Used by Red AF in Afghanistan in 80's



**M901 TOW Missile Vehicle**


Kit: Ertl

Scale: 1/72

Add on's: Some Details added

Paint: Acrylic Hand Brushed; Oils for Weathering

Historical/Background: Used by US Army during Desert Storm





**More SHOW & TELL ...****Ken Teller****Douglas SBD-6**

Kit: Trumpeter

Scale: 1/32

Add on's: None. Built OOB

Paint: Vallejo and Model Master

Special Techniques:

Interior, engine hand painted.  
Exterior airbrushed

Historical/Background:

SBD-5 was the final version of the SBD which included dual 50 cal. in the gunner position instead of a single. For this version, I also added air-to-surface radar which was not on previous versions.



More SHOW & TELL ...

Art Murray



**B-58 Hustler**

Kit: Hobby Craft

Scale: 1/144

Paint: Alclad II

Add on's: Had to scratch-build some tires

This was a great kit!



## More SHOW & TELL ...

### Rob Morales



#### Random Encounter!

Kit: FeR Miniatures

Scale: 1/12

Paint: All Acrylics (Vallejo & Andrea)

Background:

This was a bust from a class taught by Spanish Master Fernando Ruiz. I only recently re-started/finished it.



## ***Sprue Snippings ...***

If you run across a source that you think might be helpful to others for their modeling reference, or just for general interest, please pass it along. For this month ...

### ***A Couple of Interesting Links from Michael Blackwood:***

#### ***Website Source for Diorama Skills:***

This website is one of the best sites for learning to make scenery. Kathy Millatt is a British train modeler who does as much with inexpensive products as anyone using the very expensive scene makers we all know. Want great looking water in a scene: buy white craft glue (Elmers is the expensive kind). Need waves or ripples? Buy Tacky Glue also. Just follow her videos.

<https://www.kathymillatt.co.uk/>

#### ***The Following Subscription Website is Another Good Source for Diorama Info:***

You can buy individual magazines here but I'm not sure about the shipping on those. A year's subscription includes shipping.

Subscription Dioramag

<https://www.plaedititions.com/en/subscriptions/476-dioramag-subscription.html>

### ***Fernando Sanchez Passed Along the Following:***

This resin manufacturer is awesome!

<https://accurate-armor.com/>

*I took a look and I agree with Fernando.*

## Modeler's "Silver Bullets" ...

As modelers, seems like we are always on the lookout for the perfect paint, tool, or technique that will magically help us get the build done just right the first time every time. (I know. If it were that easy, what fun would this hobby be.) Anyway, just like buying another kit we don't need, we keep looking for magic solutions. Let us know about the paint, tools, supplies, and techniques that work for you.

### From Jim Elmore: Vallejo Metal Color

If you have been in this hobby for a while, you have probably battled the issue of producing a convincing bare metal finish. We have used Testors PLA silver (which never dries), Floquil Old Silver, decanted aerosol paints, bare metal foils, SNJ powder and many other products. I had good results with Polly Scale metallics.

Things improved greatly with Testors Metalizer. This gives a very convincing finish in a wide range of shades but is fragile and easily damaged. Alclad came with similar quality and much better durability. The lacquer base can be an issue, though. Some people seem to have problems with Alclad, but he will eventually succeed.

We now have a new option that may have escaped your notice. Vallejo Metal Color is a line of water-based acrylics pre-thinned for airbrushing. These are astonishingly finely grained, and very simple to spray. They also are terrific for hand brushing, and this may be the tipping point for many modelers. If you have a small part that needs a metal finish, you could pull out the airbrush and Alclad, OR hand paint it with Metal Color. So easy and simple.

Metal Color comes in about a dozen shades of "silver" plus copper and gold. For our purposes, they sell a four pack of colors available through Amazon or Hobby Lobby.

This is a very good product that greatly improves the modelling experience.




## JIM'S PRINTED MATTERS

by Jim Pernikoff




**Twin Mustang** is #55 in the *Legends of Warfare: Aviation* series from **Schiffer**, and is unique in that it highlights one aircraft, which happens to have been restored here in Georgia. First comes a developmental history of the P-82, providing a full history of second XP-82 prototype 44-83887 from its construction until it was written off after sliding off an icy runway in 1949, after which it was acquired by the enigmatic Walter Soplata, who kept the remains on his Ohio farm. Meanwhile, this section of the book includes diagrams from the pilot's manual which show annotated views of the instrument panels and side panels, and includes the record-breaking 1947 flight of P-82B *Betty Jo*, which now resides in the USAF Museum. A description of the production variants follows; interestingly the A- thru D- were all experimental whereas the E- thru H- were the production versions. Operational service in the Korean War is glossed over in but two pages (!), and then comes the book's highlight: the story of the recovery and restoration of 44-83887 by Tom Reilly in Douglas, GA. The rebuild story is accompanied by numerous color photos and occupies 41 pages of the 112-page book; another 24 pages show detail photos of the finished aircraft, including it in flight. This is thus a wonderful book for modelers of the F-82, and is worth looking into even if the aircraft doesn't particularly interest you, just for the remarkable story of the rebirth of 43-83887.

The *TankCraft* series from **Pen & Sword** has grown quite rapidly, due in no small part to a 12-volume series fully detailing the usage of the Panther and Tiger tanks in different theaters and years. During the same period, though, a more widely-used Panzer was confined to a single book that attempted to tell the tank's entire story in one book! Fortunately, P&S have seen the error of their ways and the result is #35, **Panzer IV Medium Tank**, *German Army and Waffen-SS, Normandy Campaign, Summer 1944*. Dennis Oliver, who penned the 12 books mentioned above, is again the author, and the content is similar. The b&w portion starts with a detailed timeline of the Panzerwaffe's activities in Normandy, followed by a detailed breakdown of the units, in text and diagrams, with plenty of photos. The technical section shows salient features of the tank and describes all the mods made during the covered period. The color portion starts with 10 pages of color side views, with close-ups of markings and added views to show what was hidden behind the side skirts. There are 4 galleries of well-built models in 3 scales, and 5 pages briefly reviewing all recent Panzer IV kits that fit the period covered. I have to believe that this is the first of a series of Panzer IV books from this source, and it is highly recommended.



*Continued*


## JIM'S PRINTED MATTERS - Continued



In the same series, #37 is **M60 Main Battle Tank**, *America's Cold War Warrior, 1959-1997*. Here the b&w content is rather different, giving a complete description of the tank's development and all the variants and modifications, followed by the service history, concentrating on the M60's use with U.S. forces, though there is a section describing its use with foreign forces. The color portion starts with 9 pages of color side views mixed with photos, then 7 galleries of built models in 2 scales, one being a combat engineer vehicle. Then come 7 pages reviewing kits and accessories. This makes a useful follow-on to their earlier book on the M48.


As a former Grumman engineer, I feel that the Albatross has not gotten its printed due, with an early Ginter book being the only one I know of, until **HU-16A Albatross** in the *Italian Aviation Series* from **Aviation Collectables Company**.

As you might expect, this concentrates on Italian usage of the amphibian, but roughly ¼ of the 64-page monograph does cover the aircraft's development and U.S. service, with some nice photos, many in color. The book is obviously catering to modelers, as there is a page of color side views, a kit-build article of the Trumpeter 1/48 kit (which did come in an all-Italian release) and 2 pages of color detail photos of both the exterior and interior. And the text is bilingual, so you won't have a problem there, aside from the fact that the English text is in italics, which makes it a bit hard to read. Other books in this series on American types include the SB2C-5, F-84F, F-86K, T-33, Sea King, Huey and C-130J.




The Dornier Do 335 has been an aircraft that has always fascinated me, and it inspired me to do something I don't often do, which is to buy a book which consists almost entirely of drawings. Such is the case with #124 in **Kagero's TopDrawings** series, **Dornier Do 335 Pfeil A**. After a one-page (bilingual) description of the aircraft come 15 pages of 1/72 line drawings of various versions of the Do 335A; these range from one view to six views. Many of these are repeated in 1/48 and 1/32 on three double-sided removable foldouts. There is a single color four-view of aircraft 113 and two color side views on the back cover of two more aircraft. Two pages of color photos complete the package. And another volume on the Do 335B is due out shortly.

Four from **Osprey** this month! *Air Campaign* #29 is **The Kamikaze Campaign 1944-45**, which tells the story of how Japan came up with the concept of Special Attack units and how they operated, and what the Allied fleets did to counter them. Maps show the locations of Kamikaze attacks and an example of how they were used, and there are the usual combat paintings. I had hoped for more information about aircraft designed specifically for the mission: the Ki-115 and the Ohka bomb, but there isn't much detail provided. There isn't much here for the modeler, but the book makes for interesting reading.



*Continued*


## JIM'S PRINTED MATTERS - Continued



*Combat Aircraft* #145 is **Macchi C.202/C.205V Units in Combat**, which is quite useful, because not much has been written about Italian fighters in combat. Not only are the three Italian air forces that used the aircraft during the war covered, so is usage by the Germans, the Croats and the Egyptians. First-hand reports by pilots, even aces, that you probably have never heard of, are here, as are the usual 10 pages of color side views, and 3 pages of unit patches. These were good aircraft in the right hands and their story deserved to be told.

*New Vanguard* #306 is **German and Italian Aircraft Carriers of World War II**, which is clearly a “what if” book, because none of the ships covered was ever completed, and some never left the drawing board.

You’ve probably heard of the *Graf Zeppelin* class, and they are covered, but the only illustration that might be useful to modelers is a two-page annotated isometric cutaway. The aircraft intended for the class are described in some detail as well. The narrative for both countries actually starts with WW I developments and concepts from the interwar period, and most of the other ships described were modifications of merchant ships. The color side views show some of these as they might have appeared in service. Unless you have an aversion towards books about unbuilt designs, this is a rather fascinating volume.



Finally comes *Raid* #57 which is **Operation Jericho**, which describes the most famous of all the low-level Mosquito missions, the raid on the Amiens prison in February 1944. As expected, the book covers the reason for the raid, the planning, the execution and analysis of the results. There are fine maps showing the route used and details of the actual attack runs, and some effective combat paintings; it may surprise you to know that Typhoons participated as well. While some insist the raid was unnecessary, it did happen, and this book probably provides the best graphical depiction yet published.



## Schiffer *Legends* New Releases – July-December 2022

*List by Jim Pernikoff*

Here are *Legends of Warfare* & *Legends of Flight* releases for the second half of this year. Dates are subject to change:

B-25 Mitchell, Vol. 1, A thru D models (July)

B-25 Mitchell, Vol. 2, G thru J and PBJ models (July)

M911 and M1070 HET (July)

Short Stirling (October)

USS Saratoga CV-3 (October)

USS Kidd DD-661 (October)

Panther Tank (November)

US Halftracks in World War II (November)

M10 Gun Motor Carriage & Achilles (November)

USS Lexington CV-2 (November)

P-61 Black Widow (December)

Vickers Wellington (December)

M50/M50A1 Ontos (December)

Akizuki-Class Destroyers (December)

-----  
Douglas DC-9 (November)

Boeing 747 (December)

*(Editor Note: If you are bringing a model to put on the table and discuss at a meeting, please fill out one of these info sheets for each model to help get correct and complete information about your model in the next newsletter. Thanks!)*

**Scale Modeler's Brag Sheet**

Fill out and bring with your model to the club meeting.



Model Subject: \_\_\_\_\_

Kit Used: \_\_\_\_\_

Scale: \_\_\_\_\_

Add-ons: \_\_\_\_\_

Paints: \_\_\_\_\_

Special Techniques: \_\_\_\_\_

Any Historical/Background Information: \_\_\_\_\_

\_\_\_\_\_

\_\_\_\_\_

Modeler's Name: \_\_\_\_\_

**Scale Modeler's Brag Sheet**

Fill out and bring with your model to the club meeting.



Model Subject: \_\_\_\_\_

Kit Used: \_\_\_\_\_

Scale: \_\_\_\_\_

Add-ons: \_\_\_\_\_

Paints: \_\_\_\_\_

Special Techniques: \_\_\_\_\_

Any Historical/Background Information: \_\_\_\_\_

\_\_\_\_\_

\_\_\_\_\_

Modeler's Name: \_\_\_\_\_

Print out the form, enter your information, and mail.



### International Plastic Modelers' Society/USA Membership Application / Renewal Form

New  Renewal  IPMS #:

Name: \_\_\_\_\_

Address: \_\_\_\_\_

City: \_\_\_\_\_ State: \_\_\_\_\_

Zip Code: \_\_\_\_\_

Phone: \_\_\_\_\_ E-Mail: \_\_\_\_\_

Chapter Affiliation, if any: \_\_\_\_\_

**Junior** (17 years or younger) \$17.00 \_\_\_\_\_ Date of Birth: \_\_\_\_\_

**Adult** One year \$30.00 \_\_\_\_\_

Two years \$58.00 \_\_\_\_\_

Three years \$86.00 \_\_\_\_\_

**Canada & Mexico** \$35.00 \_\_\_\_\_

**Foreign** Surface \$38.00 \_\_\_\_\_

**Family** (1 set of Journals) \_\_\_\_\_ ← Adult fee + \$5.00 # of cards? \_\_\_\_\_

Your Signature: \_\_\_\_\_

If recommended by an IPMS member, please provide his/her:

Name: \_\_\_\_\_ IPMS #: \_\_\_\_\_

**PAYMENT OPTIONS:**

Cash  Amount: \_\_\_\_\_

Check  Check #: \_\_\_\_\_ Amount: \_\_\_\_\_

Billing Address, if different than above -

Address: \_\_\_\_\_

City: \_\_\_\_\_ State: \_\_\_\_\_

Zip Code: \_\_\_\_\_